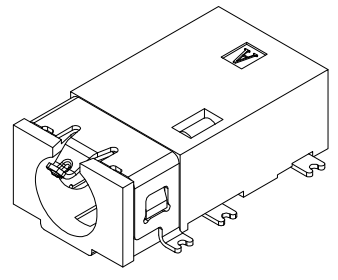
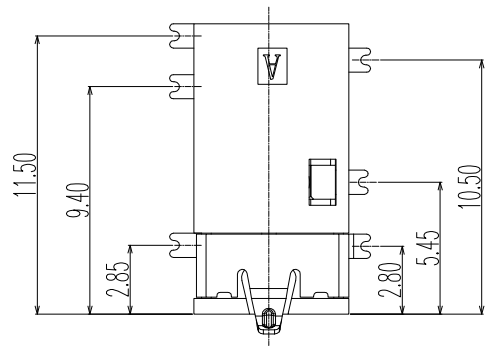
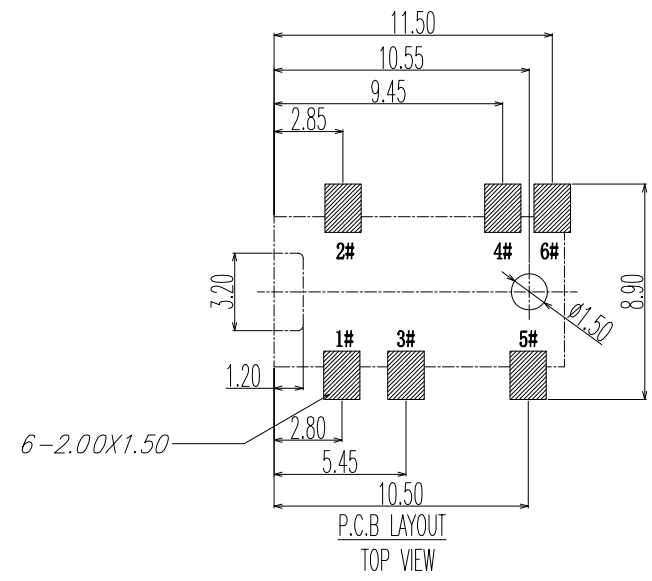
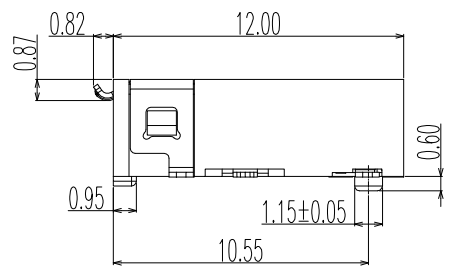
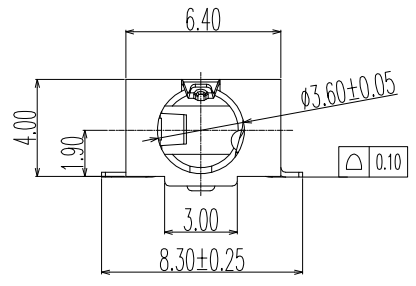


REV.	ECN.NO.	MODIFY.CONTENT	DATE
A		NEW	2011/10/31

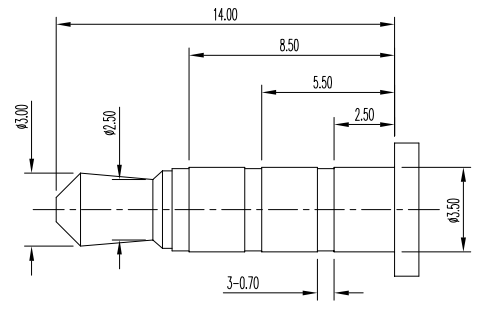
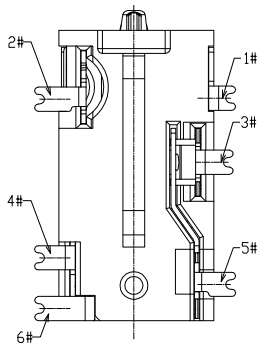


3D VIEW

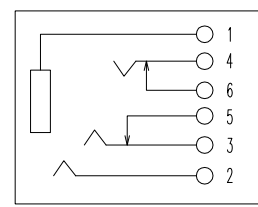
- CONTACT CURRENT RATING: 1A.
- CONTACT RESISTANCE: 50 mΩ MAX.;
- INSULATION RESISTANCE: 1000Ω MIN.;
- DIELECTRIC WITHSTANDING: 500V AC MIN.;
- DURABILITY: 5,000 CYCLES MIN.;
- CONNECTOR MATING FORCES: 30N MAX.;
- CONNECTOR UNMATING FORCES: 3N MIN.;



P.C.B LAYOUT
TOP VIEW



(φ3.50mm 4 POLE PLUG DETAIL DRAWING)



SCHEMATIC

ITEM	NAME	Q'TY	DESCRIPTION	NOTE
7	TERMINAL 6#	1		
6	TERMINAL 5#	1	PHOSPHOR BRONZE; NICKEL UNDER PLATING OVERALL,GOLD PLATING ON SOLDER AREA ;GOLD PLATING ON CONTACT AREA	
5	TERMINAL 4#	1		
4	TERMINAL 3#	1	PHOSPHOR BRONZE; NICKEL UNDER PLATING OVERALL,GOLD PLATING ON SOLDER AREA ;GOLD PLATING ON CONTACT AREA	
3	TERMINAL 2#	1		
2	TERMINAL 1#	1	PHOSPHOR BRONZE; THE BOTTOM OF THE NICKEL; THE WHOLE GOLD PLATING.	
1	HOUSING	1	PPA COLOR BLACK	

GENERAL TOLERANCE		DWG NO.	JYSA0428-001	APPD:	WIND	Scale	1:1
X.±0.45	x.'±5°	Title	Audio JACK 6Pin 3.50mm	CHKD:		UNIT	mm
.X±0.35	.x'±2°			DR:			
.XX±0.25	.xx'±1°	Part No.	JYS-JK400-009B	Date	2012/02/29		
.XXX±0.15	.xxx'±0.5°						
SHEET	1/1						
				JYSCONN Shenzhen JYSCONN Electronics Co., LTD.			